

Comment

Simplicity Företagsobligationer is an actively managed long-term fixed income fund that focuses on investments in Nordic corporate bonds. The fund may invest in corporate bonds with a high credit rating (investment grade), low credit rating (high yield) and unrated corporate bonds. The fund invests a minimum of 50% of its assets in corporate bonds issued by companies with a high credit rating.

Information

Latest update	2025-04-30
Inception date	2018-01-02
Fund managers	H. Tingstorp, F. Dahl, M. Thyni
NAV C	121,1
Currency	Swedish krona
Price quotation/trading	Daily
Management fee	0,40%

Return

Latest month	-0,65%
Year to date	0,82%
3 months	0,15%
6 months	1,88%
12 months	6,77%
24 months	15,71%
Since inception 2018-01-02	21,02%
Average annual return	2,32%

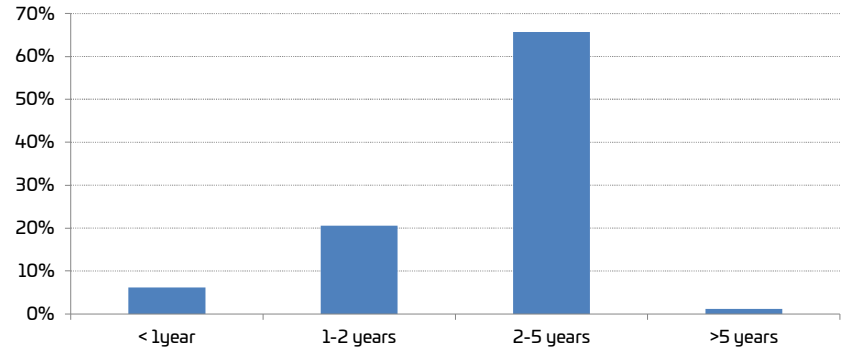
Key figures

Assets MSEK	1 363
Interest rate duration	0,66
Credit duration	2,90
Yield	5,95%
Coupon yield	5,72%
Percentage of positive months	79,3%
Maximum drawdown 12 M	-1,29%
Standard deviation 12 M	1,50%
Standard deviation 36 M	3,24%
Sharpe ratio 12 M	2,39
Sharpe ratio 36 M	0,55
Tracking error	2,0%

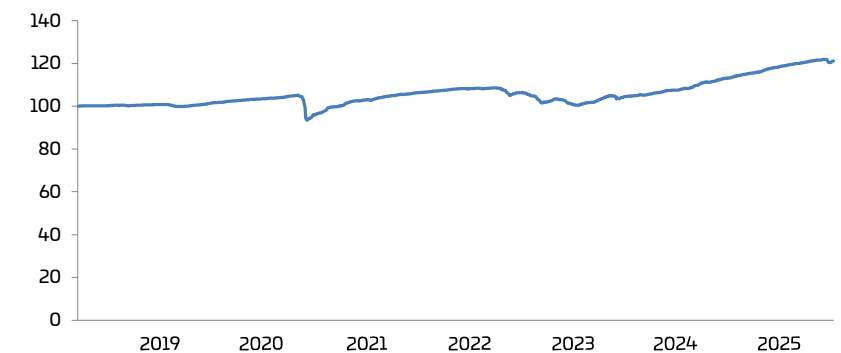
Top 10 holdings

Holding	Share
SEB 290903	1,4%
HEIMSTADEN 300129	1,2%
TOPSOE 290523	1,1%
COREM PROP 260507	1,0%
SWEDB COV 260318	1,0%
DANSKE BANK 260518	0,9%
NORDEA 300221	0,9%
VONOVIA 270408	0,9%
NORDAX HOLD 261029	0,9%
LOOMIS 261130	0,9%
Share of total assets	10,0%

Maturity structure

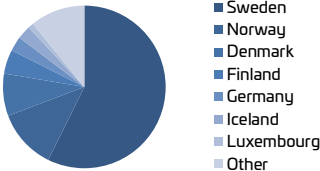


Portfolio performance since fund inception

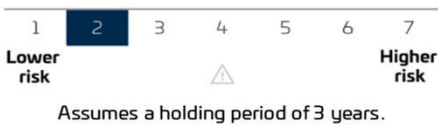


Country allocation

Country	Share
Sweden	57,3%
Norway	11,9%
Denmark	8,4%
Finland	4,7%
Germany	3,0%
Iceland	2,7%
Luxembourg	1,1%
Other	10,9%



Risk and reward indicator



Year	Annual	jan	feb	mar	apr	may	jun	jul	aug	sep	oct	nov	dec
2025	0,82%	0,67%	0,57%	0,23%	-0,65%								
2024	9,40%	1,39%	0,37%	0,95%	0,56%	0,87%	0,66%	0,60%	1,10%	0,79%	0,69%	0,60%	0,44%
2023	7,71%	1,71%	1,16%	-1,04%	0,85%	0,37%	0,17%	0,73%	0,70%	0,67%	0,24%	0,69%	1,24%
2022	-6,05%	-0,06%	-2,00%	-0,03%	-0,02%	-1,33%	-3,01%	0,71%	0,77%	-1,71%	-0,90%	0,96%	0,48%
2021	3,81%	0,46%	0,39%	0,56%	0,41%	0,30%	0,36%	0,41%	0,42%	0,22%	-0,02%	-0,09%	0,33%

All the data within this document has been calculated based upon historical returns. Past performance is no guarantee for future performance. Fund units may go up or down in value and investors may not get back the amount invested. The fund's result (return) is calculated after deduction of annual fees, in Swedish kronor and with dividends reinvested in the fund. No consideration has been given to inflation. This material is provided for informational purposes only and does not constitute a solicitation in any jurisdiction in which such a solicitation is unlawful or to any person to whom it is unlawful. It only contains selected information with regards to the fund and does not constitute an offer to buy shares in the fund. This material must not be construed as investment or tax advice. All information within this document has been issued by Simplicity AB, except where indicated otherwise.