

Comment

Simplicity Företagsobligationer is an actively managed long-term fixed income fund that focuses on investments in Nordic corporate bonds. The fund may invest in corporate bonds with a high credit rating (investment grade), low credit rating (high yield) and unrated corporate bonds. The fund invests a minimum of 50% of its assets in corporate bonds issued by companies with a high credit rating.

Latest update	2019-04-30
Fund launch	2012-03-30
Fund managers	Henrik Tingstorp, Fabian Dahl
NAV A	125,77
NAV B	113,2
NAV C	101,7
Currency	Swedish krona
Price quotation/trading	Daily
Management fee	0,80%

Return

Latest month	0,64%
Year to date	1,71%
3 months	1,37%
6 months	0,75%
12 months	0,96%
24 months	2,86%
Since inception 2012-03-30	25,77%
Average annual return	3,29%

Key figures

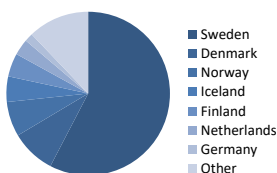
Assets MSEK	6 861
Interest rate duration	0,87
Credit duration	2,87
Percentage of positive months	77,6%
Maximum drawdown 12 M	-1,01%
Standard deviation 12 M	1,16%
Standard deviation 36 M	1,00%
Sharpe ratio 12 M	1,47
Sharpe ratio 36 M	3,46

Top 10 holdings

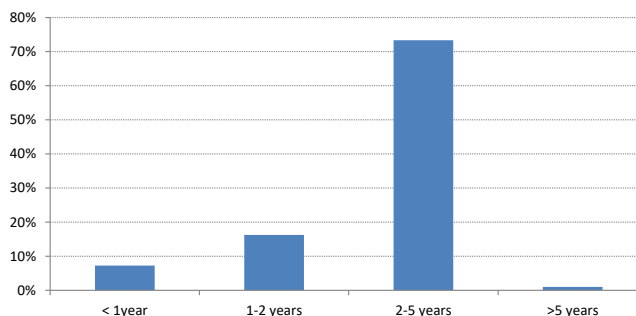
Company	Share
VW FINANS 211001	1,7%
IKANOBANK 220829	1,5%
VASAKRONAN 220524	1,3%
WHLBORGES 210308	1,3%
VOLVO FINANS 230411	1,3%
LEASEPLAN FIX 210111	1,2%
SEB 200513	1,1%
VOLVO TREASUR 210812	1,1%
SIRIUS INT. 220922	1,0%
HEIMSTADEN 210518	1,0%
Share of total assets	12,6%

Country allocation

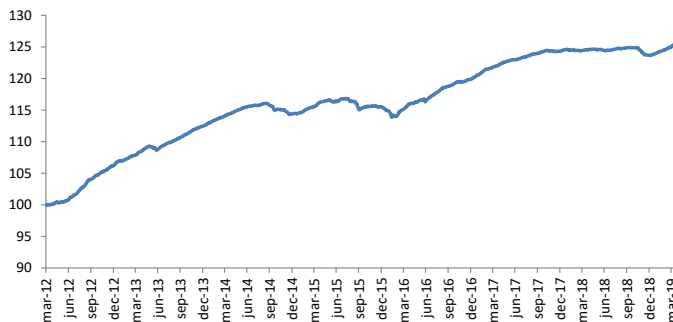
Country	Share
Sweden	57,6%
Denmark	8,8%
Norway	6,9%
Iceland	5,0%
Finland	4,6%
Netherlands	3,2%
Germany	1,7%
Other	12,1%



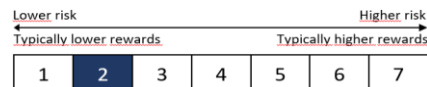
Maturity structure



Portfolio performance since fund inception



Risk and reward indicator



Year	Annual	jan	feb	mar	apr	may	jun	jul	aug	sep	okt	nov	dec
2019	1,71%	0,34%	0,33%	0,39%	0,64%								
2018	-0,51%	0,23%	-0,10%	0,00%	0,11%	-0,01%	-0,10%	0,09%	0,18%	0,07%	-0,02%	-0,57%	-0,38%
2017	3,70%	0,58%	0,69%	0,35%	0,39%	0,38%	0,17%	0,28%	0,36%	0,21%	0,28%	0,03%	-0,09%
2016	3,78%	-0,55%	-0,73%	0,97%	0,79%	0,30%	0,11%	0,72%	0,80%	0,39%	0,50%	0,13%	0,29%
2015	0,96%	0,16%	0,48%	0,35%	0,67%	0,21%	-0,20%	0,40%	-0,30%	-1,12%	0,40%	0,07%	-0,14%

All the data within this document has been calculated based upon historical returns. Past performance does not guarantee future results, which may vary. The value of investments and the income derived from investments will fluctuate and can go down as well as up. A loss of principal may occur. This material is provided for informational purposes only and does not constitute a solicitation in any jurisdiction in which such a solicitation is unlawful or to any person to whom it is unlawful. It only contains selected information with regards to the fund and does not constitute an offer to buy shares in the fund. This material must not be construed as investment or tax advice. All information within this document has been issued by Simplicity AB, except where indicated otherwise.