

Comment

Simplicity Global Corporate Bond is an actively managed long-term fixed income fund that invests in companies globally. The Fund may invest in corporate bonds with a high credit rating (investment grade), low credit rating (high yield) and unrated corporate bonds. Simplicity Global Corporate Bond invests in corporate bonds issued by companies that the fund managers know well.

Latest update	2019-04-30
Fund launch	2012-12-20
Fund managers	Henrik Tingstorp, Fabian Dahl
NAV A	123,57
NAV B	108,2
NAV C	100,14
Currency	Swedish krona
Price quotation/trading	Daily
Management fee	0,90%

Return

Latest month	0,91%
Year to date	3,13%
3 months	2,00%
6 months	1,97%
12 months	0,47%
24 months	1,33%
Since inception 2012-12-20	23,57%
Average annual return	3,38%

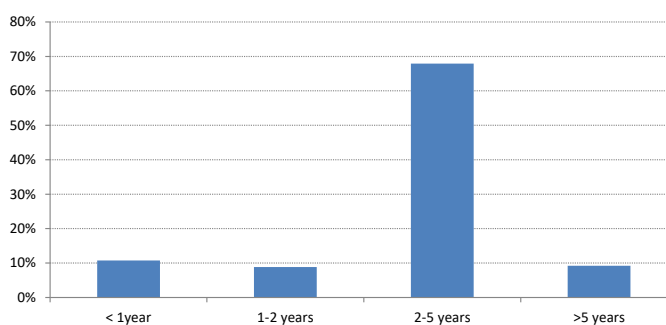
Key figures

Assets MSEK	3704
Interest rate duration	1,53
Credit duration	3,06
Percentage of positive months	72,4%
Maximum drawdown 12 M	-1,01%
Standard deviation 12 M	2,36%
Standard deviation 36 M	1,76%
Sharpe ratio 12 M	0,52
Sharpe ratio 36 M	1,72

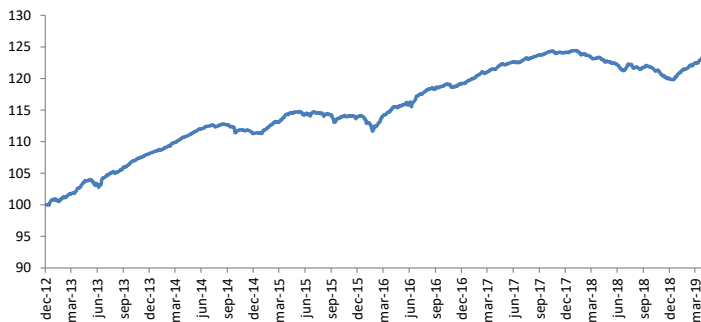
Top 10 holdings

Company	Share
NORDEA 190923	1,8%
TURK TELECOM 190619	1,5%
ICBC 191202	1,5%
JAIN INT 220201	1,4%
JUBILANT 211006	1,4%
JAPFA COMFEED 220331	1,4%
ICICI BANK 201116	1,4%
YESTAR 210915	1,4%
4FINANCE 220501	1,3%
PTA BANK1 220314	1,3%
Share of total assets	14,4%

Maturity structure

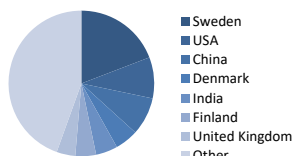


Portfolio performance since fund inception




Country allocation

Country	Share
Sweden	19,2%
USA	9,1%
China	8,4%
Denmark	5,2%
India	4,8%
Finland	4,6%
United Kingdom	4,2%
Other	44,5%



Risk and reward indicator



Year	Annual	jan	feb	mar	apr	may	jun	jul	aug	sep	okt	nov	dec
2019	3,13%	1,11%	0,72%	0,36%	0,91%								
2018	-3,45%	0,15%	-0,45%	-0,46%	-0,13%	-0,41%	-0,69%	0,55%	-0,48%	0,25%	-0,70%	-0,74%	-0,38%
2017	4,10%	0,64%	0,82%	0,36%	0,46%	0,29%	0,17%	0,46%	0,32%	0,24%	0,44%	-0,10%	-0,07%
2016	4,46%	-1,01%	-0,32%	1,57%	1,01%	0,33%	0,15%	1,25%	0,69%	0,19%	0,50%	-0,28%	0,33%
2015	2,47%	0,48%	0,88%	0,56%	0,93%	0,10%	-0,42%	0,27%	-0,16%	-1,12%	0,80%	0,05%	0,06%

All the data within this document has been calculated based upon historical returns. Past performance does not guarantee future results, which may vary. The value of investments and the income derived from investments will fluctuate and can go down as well as up. A loss of principal may occur. This material is provided for informational purposes only and does not constitute a solicitation in any jurisdiction in which such a solicitation is unlawful or to any person to whom it is unlawful. It only contains selected information with regards to the fund and does not constitute an offer to buy shares in the fund. This material must not be construed as investment or tax advice. All information within this document has been issued by Simplicity AB, except where indicated otherwise.