

Comment

Simplicity Global Corporate Bond is an actively managed long-term fixed income fund that invests in companies globally. The Fund may invest in corporate bonds with a high credit rating (investment grade), low credit rating (high yield) and unrated corporate bonds. Simplicity Global Corporate Bond invests in corporate bonds issued by companies that the fund managers know well.

Information

Latest update	2023-05-31
Inception date	2018-01-02
Fund managers	H. Tingstorp, F. Dahl, M. Thyni
NAV C	98,93
Currency	Swedish krona
Price quotation/trading	Daily
Management fee	0,45%

Return

Latest month	0,32%
Year to date	2,38%
3 months	-0,45%
6 months	2,57%
12 months	-1,60%
24 months	-5,06%
Since inception 2018-01-02	-1,07%
Average annual return	-0,20%

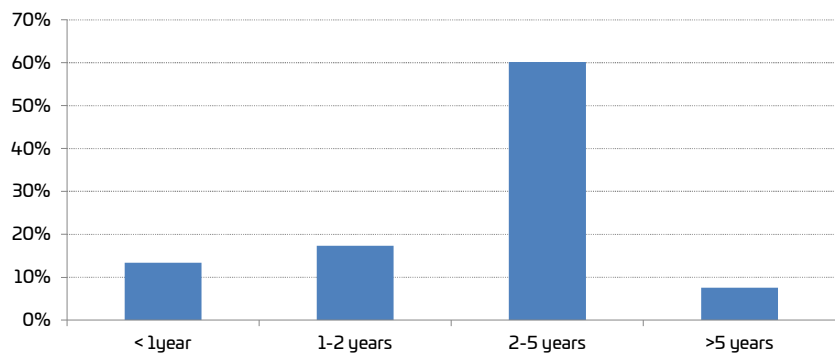
Key figures

Assets MSEK	8,4
Interest rate duration	2,31
Credit duration	2,92
Yield	9,73%
Kuponyield	5,97%
Percentage of positive months	59,4%
Maximum drawdown 12 M	-6,33%
Standard deviation 12 M	6,85%
Sharpe ratio 12 M	-0,45
Tracking error	3,0%

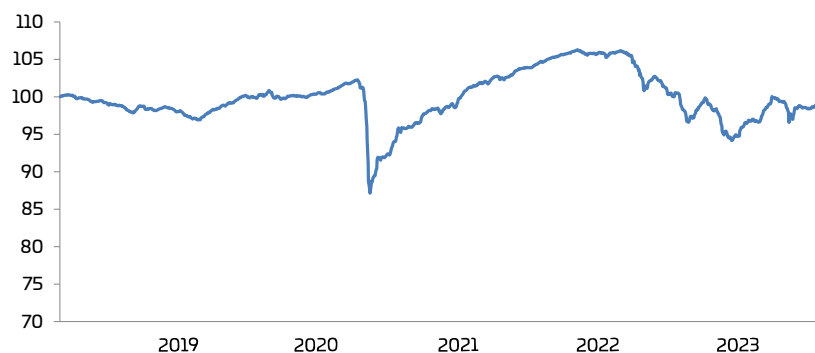
Top 10 holdings

Holding	Share
TELEFONICA 241214	1,6%
BNP 240325	1,5%
CASTELLUM 261202	1,4%
SEB 250513	1,4%
NETFLIX 290515	1,4%
SWISSRE 240904	1,3%
DANAOS 280301	1,3%
LANDSBANKINN 240520	1,3%
MANDATUM 241004	1,2%
BARCLAYS 240915	1,2%
Share of total assets	13,6%

Maturity structure

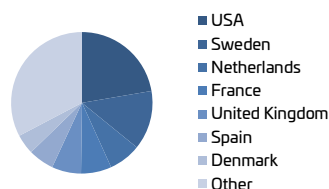


Portfolio performance since fund inception

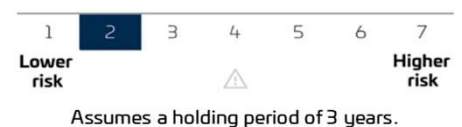


Country allocation

Country	Share
USA	22,3%
Sweden	13,5%
Netherlands	7,4%
France	6,9%
United Kingdom	6,7%
Spain	5,9%
Denmark	4,5%
Other	32,7%



Risk and reward indicator



Year	Annual	jan	feb	mar	apr	may	jun	jul	aug	sep	oct	nov	dec
2023	2,38%	2,54%	0,30%	-1,68%	0,92%	0,32%							
2022	-8,87%	-0,55%	-2,52%	-0,13%	-1,24%	-0,85%	-3,71%	1,81%	0,04%	-3,57%	-0,27%	1,72%	0,19%
2021	4,33%	0,21%	0,47%	0,65%	0,84%	0,32%	0,65%	0,56%	0,45%	0,06%	-0,21%	-0,46%	0,71%
2020	0,46%	0,61%	-0,58%	-11,86%	3,08%	2,29%	1,83%	0,71%	1,76%	-0,15%	0,59%	2,34%	0,73%
2019	4,34%	0,17%	0,75%	0,41%	0,94%	-0,26%	0,41%	-0,29%	0,18%	-0,14%	0,32%	0,29%	0,52%

All the data within this document has been calculated based upon historical returns. Past performance does not guarantee future results, which may vary. The value of investments and the income derived from investments will fluctuate and can go down as well as up. A loss of principal may occur. This material is provided for informational purposes only and does not constitute a solicitation in any jurisdiction in which such a solicitation is unlawful or to any person to whom it is unlawful. It only contains selected information with regards to the fund and does not constitute an offer to buy shares in the fund. This material must not be construed as investment or tax advice. All information within this document has been issued by Simplicity AB, except where indicated otherwise.