

Monthly comment

The fund managed a 0.8% gain in a tough month for global equity funds (the fund's benchmark index fell by 3.0%). The fund's holdings had higher returns in all regions of the world, but the performance of Belimo stood out as the stock rose by more than 30%. The Swiss manufacturer of HVAC equipment raised its guidance for the year as sales in the first quarter topped previous expectations.

Strategy

Simplicity Green Impact targets those looking for a global exposure to shares in companies that enables and benefits from the green transition to a more sustainable world. The fund's investments are concentrated in companies that are judged to have environmentally sustainable activities in line with the EU taxonomy and in companies that are judged to contribute to meeting the UN's climate and environment-related goals.

Information

Latest update	2025-04-30
Inception date	2022-05-23
Fund manager	Ulf Ingemarson and Johanna Ingemarson
NAV A	112.07
Currency	SEK
Price quotation/trading	Daily
Management fee	1.25%
Risk category	4

Returns

Latest month	0.8%
Year to date	-13.4%
3 months	-15.9%
6 months	-15.5%
12 months	-12.2%
24 months	10.9%
Since inception 2022-05-23	12.1%
Annual return since inception	4%

Positive contributors during the month

Holding	Contribution
Belimo (CH)	0.76%
Badger Meter (US)	0.38%
Trane Technologies (US)	0.26%
Sprouts Farmers Market (US)	0.23%
Kone (FI)	0.22%
Industry	Contribution
Industrials	0.9%
IT	0.6%

Negative contributors during the month

Holding	Contribution
HASI (US)	-0.36%
Watsco (US)	-0.22%
Veralto (US)	-0.16%
Kemira (FI)	-0.15%
Acuity (US)	-0.15%
Industry	Contribution
Consumer discretionary	-0.5%
Financials	-0.4%

Key figures

Standard deviation 12 months	19.5%
Sharpe ratio 1 year	-0.8
Tracking error 2 years	11.2%
Assets under management MSEK	241
Holdings	66

Increased holdings during the month

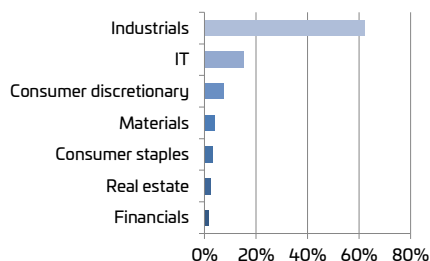
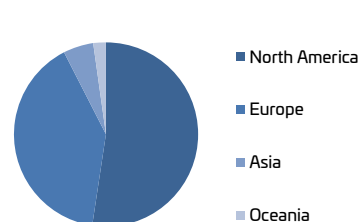
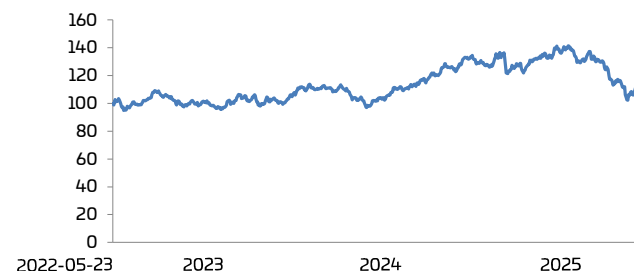
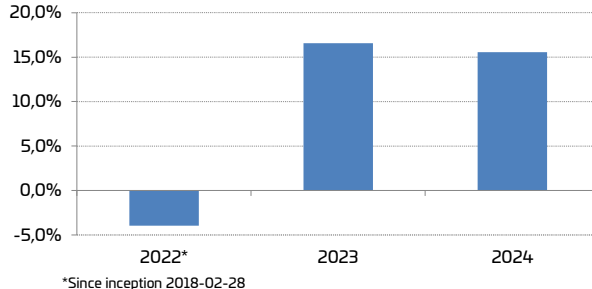
Holding	Change %-pts	New weight
ABB Ltd (CH)	3.1	3.1%
Belimo (CH)	0.8	2.9%
Badger Meter (US)	0.4	3.4%
Sprouts (US)	0.4	3%
Trane Tech. (IE)	0.3	2.9%
Industry	Change %-pts	New weight
Industrials	2	62.1%
IT	1	15.1%

Decreased holdings during the month

Holding	Change %-pts	New weight
ABB Ltd (SE)	-3	0%
IES Holdings Inc (US)	-0.6	0.4%
HASI (US)	-0.3	1.7%
Watsco Inc (US)	-0.2	1.5%
Acuity Inc (US)	-0.1	1.2%
Industry	Change %-pts	New weight
Financials	-0.3	1.7%
Consumer discretionary	-0.1	7.6%

Top 10 holdings

Holding	Weight
Badger Meter Inc	3.4%
ABB Ltd	3.1%
Sprouts Farmers Market Inc	3%
Trane Technologies PLC	2.9%
Belimo Holding AG	2.9%
Veralto Corp	2.7%
Kone Oyj	2.7%
Siemens AG	2.6%
Waste Management Inc	2.5%
ROCKWOOL A/S	2.4%
TOTAL	28.1%

Sector distribution**Geographic distribution****Performance since inception****Returns since inception**

Year	Annual	Jan	Feb	Mar	Apr	May	Jun	Jul	Aug	Sep	Oct	Nov	Dec
2025	-13.4%	3.1%	-6.5%	-10.7%	0.8%								
2024	15.6%	0.4%	6.9%	7%	-0.6%	3%	-3.1%	7%	-5.7%	2.6%	0.4%	5.3%	-7.4%
2023	16.5%	8.3%	-1.9%	2.6%	-3.5%	1.2%	7.1%	-0.9%	0.1%	-7.5%	-4.9%	5.9%	6.7%
2022	-4%					1.2%	-4.2%	5.5%	3.2%	-6.2%	3.3%	-0.2%	-5.7%

All the data within this document has been calculated based upon historical returns. Past performance is no guarantee for future performance. Fund units may go up or down in value and investors may not get back the amount invested. The fund's result (return) is calculated after deduction of annual fees, in Swedish kronor and with dividends reinvested in the fund. No consideration has been given to inflation. This material is provided for informational purposes only and does not constitute a solicitation in any jurisdiction in which such a solicitation is unlawful or to any person to whom it is unlawful. It only contains selected information with regards to the fund and does not constitute an offer to buy shares in the fund. This material must not be construed as investment or tax advice. All information within this document has been issued by Simplicity AB, except where indicated otherwise.