

Comment

Simplicity Global Corporate Bond is an actively managed long-term fixed income fund that invests in companies globally. The Fund may invest in corporate bonds with a high credit rating (investment grade), low credit rating (high yield) and unrated corporate bonds. Simplicity Global Corporate Bond invests in corporate bonds issued by companies that the fund managers know well.

Information

Latest update	2025-06-30
Fund launch	2012-12-20
Fund managers	H. Tingstorp, F. Dahl, M. Thyni
NAV A	142,49
NAV B	93,6
NAV C	118,62
Currency	Swedish krona
Price quotation/trading	Daily
Management fee	0,90%

Return

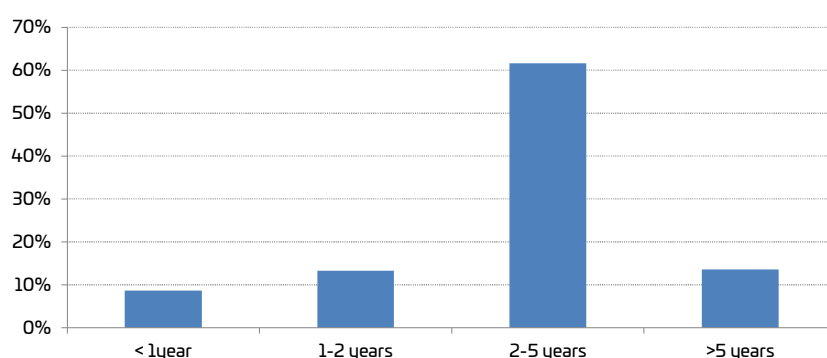
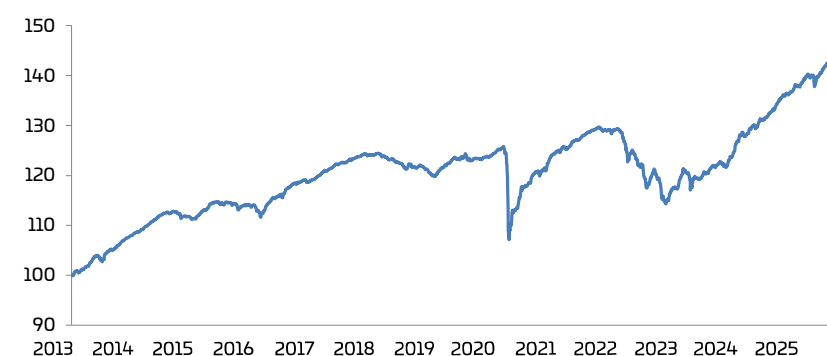
Latest month	0,95%
Year to date	3,37%
3 months	1,75%
6 months	3,37%
12 months	8,14%
24 months	18,25%
Since inception 2012-12-20	42,49%
Average annual return	2,87%

Key figures

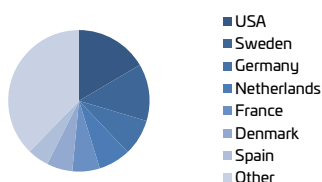
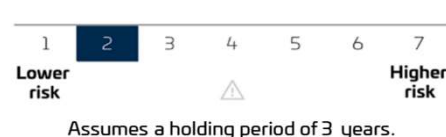
Assets MSEK	1993
Interest rate duration	3,07
Credit duration	3,42
Yield	6,21%
Coupon yield	5,9%
Percentage of positive months	71,3%
Maximum drawdown 12 M	-1,29%
Standard deviation 12 M	1,69%
Standard deviation 36 M	3,70%
Sharpe ratio 12 M	3,12
Sharpe ratio 36 M	1,01
Tracking error	1,8%

Top 10 holdings

Holding	Share
ALFA LAVAL 310918	1,6%
HEIMSTADEN 300129	1,5%
DEUTSCHE PB 300704	1,4%
AAREAL 300731	1,3%
TPA HOLDING 300326	1,2%
HUHTAMAKI 281124	1,2%
SECURITAS 270404	1,2%
NETFLIX 290515	1,2%
BARCLAYS GBP 251215	1,2%
JEFFRIES 290416	1,2%
Share of total assets	13,0%

Maturity structure**Portfolio performance since fund inception****Country allocation**

Country	Share
USA	16,6%
Sweden	13,1%
Germany	8,3%
Netherlands	7,3%
France	6,3%
Denmark	5,9%
Spain	4,9%
Other	37,7%

**Risk and reward indicator**

Year	Annual	jan	feb	mar	apr	may	jun	jul	aug	sep	oct	nov	dec
2025	3,37%	0,85%	0,93%	-0,19%	-0,19%	0,97%	0,96%						
2024	8,65%	1,36%	-0,16%	1,13%	0,05%	0,86%	0,56%	0,96%	1,19%	1,02%	0,11%	0,81%	0,44%
2023	8,19%	2,50%	0,25%	-1,72%	0,90%	0,28%	0,55%	1,07%	0,30%	0,18%	-0,21%	1,69%	2,18%
2022	-9,28%	-0,61%	-2,57%	-0,17%	-1,26%	-0,90%	-3,74%	1,77%	-0,03%	-3,58%	-0,30%	1,69%	0,18%
2021	3,78%	0,14%	0,45%	0,63%	0,80%	0,28%	0,63%	0,48%	0,38%	0,02%	-0,26%	-0,47%	0,66%

All the data within this document has been calculated based upon historical returns. Past performance is no guarantee for future performance. Fund units may go up or down in value and investors may not get back the amount invested. The fund's result (return) is calculated after deduction of annual fees, in Swedish kronor and with dividends reinvested in the fund. No consideration has been given to inflation. This material is provided for informational purposes only and does not constitute a solicitation in any jurisdiction in which such a solicitation is unlawful or to any person to whom it is unlawful. It only contains selected information with regards to the fund and does not constitute an offer to buy shares in the fund. This material must not be construed as investment or tax advice. All information within this document has been issued by Simplicity AB, except where indicated otherwise.