

Comment

Simplicity Företagsobligationer is an actively managed long-term fixed income fund that focuses on investments in Nordic corporate bonds. The fund may invest in corporate bonds with a high credit rating (investment grade), low credit rating (high yield) and unrated corporate bonds. The fund invests a minimum of 50% of its assets in corporate bonds issued by companies with a high credit rating.

Information

Latest update	2023-09-30
Inception date	2018-01-02
Fund managers	H. Tingstorp, F. Dahl, M. Thyni
NAV C	107,4
Currency	Swedish krona
Price quotation/trading	Daily
Management fee	0,40%

Return

Latest month	0,67%
Year to date	5,42%
3 months	2,11%
6 months	3,54%
12 months	5,98%
24 months	-0,74%
Since inception 2018-01-02	7,44%
Average annual return	1,26%

Key figures

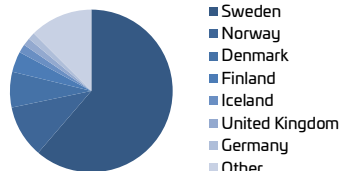
Assets MSEK	639
Interest rate duration	0,91
Credit duration	2,54
Yield	9,61%
Coupon yield	6,74%
Percentage of positive months	75,0%
Maximum drawdown 12 M	-1,55%
Standard deviation 12 M	2,72%
Standard deviation 36 M	3,25%
Sharpe ratio 12 M	1,25
Sharpe ratio 36 M	0,26
Tracking error	3,5%

Top 10 holdings

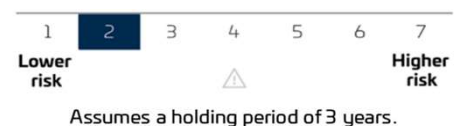
Holding	Share
KLÖVERN 240416	1,6%
NORDEA COV 240918	1,5%
LOOMIS 261130	1,4%
COREM PROP 241021	1,3%
DNB BANK 241112	1,2%
SCANIA 270331	1,1%
ALM BRAND 261014	1,1%
NORDNET 261116	1,0%
BAYPORT SNR 250520	1,0%
NORTURA 270512	1,0%
Share of total assets	12,2%

Country allocation

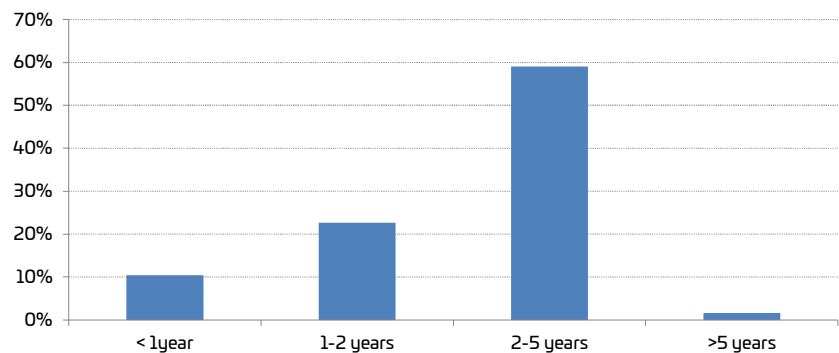
Country	Share
Sweden	61,3%
Norway	10,4%
Denmark	7,1%
Finland	4,1%
Iceland	1,7%
United Kingdom	1,5%
Germany	1,4%
Other	12,5%



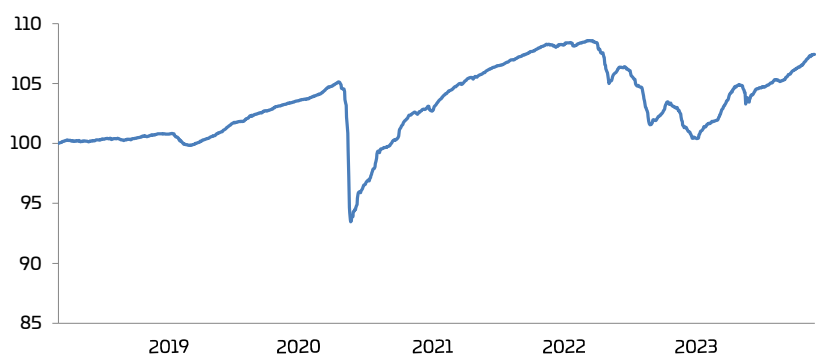
Risk and reward indicator



Maturity structure



Portfolio performance since fund inception



Year	Annual	jan	feb	mar	apr	may	jun	jul	aug	sep	oct	nov	dec
2023	5,42%	1,71%	1,16%	-1,04%	0,85%	0,37%	0,17%	0,73%	0,70%	0,67%			
2022	-6,05%	-0,06%	-2,00%	-0,03%	-0,02%	-1,33%	-3,01%	0,71%	0,77%	-1,71%	-0,90%	0,96%	0,48%
2021	3,81%	0,46%	0,39%	0,56%	0,41%	0,30%	0,36%	0,41%	0,42%	0,22%	-0,02%	-0,09%	0,33%
2020	0,36%	0,62%	-0,16%	-9,86%	2,38%	1,43%	1,80%	0,68%	1,75%	0,45%	0,19%	0,98%	0,69%
2019	4,29%	0,34%	0,36%	0,42%	0,68%	0,20%	0,46%	0,39%	0,34%	0,25%	0,25%	0,23%	0,28%

All the data within this document has been calculated based upon historical returns. Past performance does not guarantee future results, which may vary. The value of investments and the income derived from investments will fluctuate and can go down as well as up. A loss of principal may occur. This material is provided for informational purposes only and does not constitute a solicitation in any jurisdiction in which such a solicitation is unlawful or to any person to whom it is unlawful. It only contains selected information with regards to the fund and does not constitute an offer to buy shares in the fund. This material must not be construed as investment or tax advice. All information within this document has been issued by Simplicity AB, except where indicated otherwise.