

Comment

Simplicity Global Corporate Bond is an actively managed long-term fixed income fund that invests in companies globally. The Fund may invest in corporate bonds with a high credit rating (investment grade), low credit rating (high yield) and unrated corporate bonds. Simplicity Global Corporate Bond invests in corporate bonds issued by companies that the fund managers know well.

Information

Latest update	2022-08-31
Fund launch	2012-12-20
Fund managers	H. Tingstorp, F. Dahl, M. Thyni
NAV A	119,75
NAV B	92,13
NAV C	98,6
Currency	Swedish krona
Price quotation/trading	Daily
Management fee	0,90%

Return

Latest month	-0,03%
Year to date	-7,36%
3 months	-2,06%
6 months	-4,33%
12 months	-7,41%
24 months	-0,61%
Since inception 2012-12-20	19,75%
Average annual return	1,88%

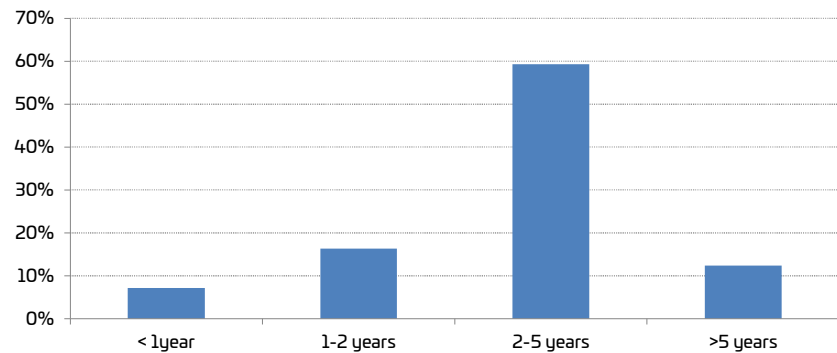
Key figures

Assets MSEK	1675
Interest rate duration	1,83
Credit duration	3,03
Percentage of positive months	69,0%
Maximum drawdown 12 M	-6,63%
Standard deviation 12 M	4,95%
Standard deviation 36 M	8,25%
Sharpe ratio 12 M	-1,43
Sharpe ratio 36 M	-0,09
Tracking error	1,7%

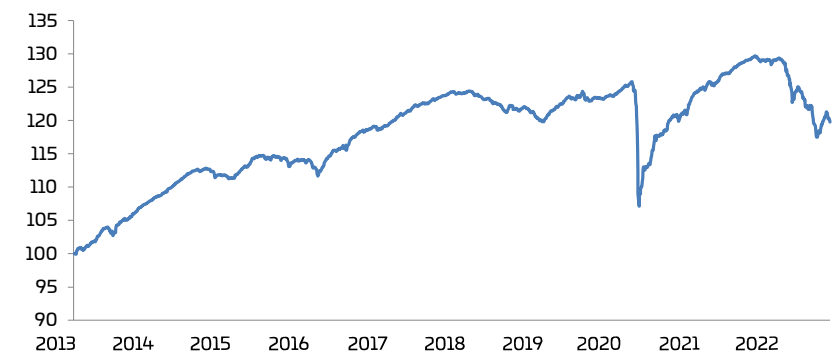
Top 10 holdings

Holding	Share
DELL 260615	2,0%
4FINANCE 261026	1,7%
TELEFONICA 241214	1,6%
SEB 250513	1,5%
SWISSRE 240904	1,4%
SIRIUS INT. 270922	1,3%
DANAOS 280301	1,3%
SEASPAN CORP 260429	1,3%
LEASEPLAN 260223	1,3%
NORTON 250415	1,3%
Share of total assets	14,6%

Maturity structure

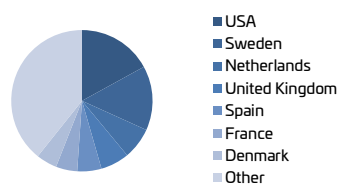


Portfolio performance since fund inception

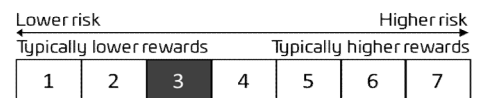


Country allocation

Country	Share
USA	17,0%
Sweden	14,7%
Netherlands	7,2%
United Kingdom	6,6%
Spain	5,6%
France	4,9%
Denmark	4,8%
Other	39,3%



Risk and reward indicator



Year	Annual	jan	feb	mar	apr	may	jun	jul	aug	sep	oct	nov	dec
2022	-7,36%	-0,61%	-2,57%	-0,17%	-1,26%	-0,90%	-3,74%	1,77%	-0,03%				
2021	3,78%	0,14%	0,45%	0,63%	0,80%	0,28%	0,63%	0,48%	0,38%	0,02%	-0,26%	-0,47%	0,66%
2020	0,02%	0,55%	-0,58%	-11,88%	3,06%	2,23%	1,81%	0,68%	1,72%	-0,21%	0,56%	2,29%	0,70%
2019	3,92%	1,11%	0,72%	0,36%	0,91%	-0,32%	0,39%	-0,32%	0,16%	-0,14%	0,28%	0,23%	0,48%
2018	-3,45%	0,15%	-0,45%	-0,46%	-0,13%	-0,41%	-0,69%	0,55%	-0,48%	0,25%	-0,70%	-0,74%	-0,38%

All the data within this document has been calculated based upon historical returns. Past performance does not guarantee future results, which may vary. The value of investments and the income derived from investments will fluctuate and can go down as well as up. A loss of principal may occur. This material is provided for informational purposes only and does not constitute a solicitation in any jurisdiction in which such a solicitation is unlawful or to any person to whom it is unlawful. It only contains selected information with regards to the fund and does not constitute an offer to buy shares in the fund. This material must not be construed as investment or tax advice. All information within this document has been issued by Simplicity AB, except where indicated otherwise.